

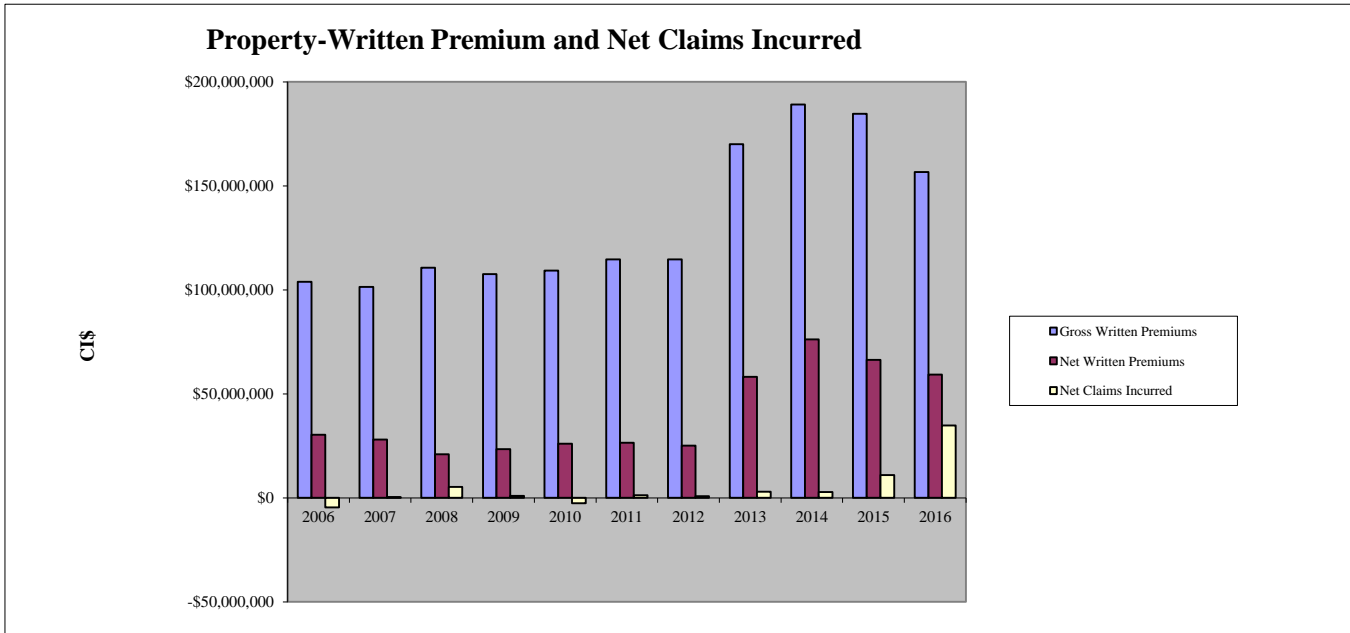


**CAYMAN ISLANDS  
MONETARY AUTHORITY**

**DOMESTIC INSURANCE COMPANIES - STATISTICS BY PRIMARY CLASS OF BUSINESS IN CI\$ (updated annually)**

**PROPERTY STATISTICS 2006-2016**

	2006	2007	2008	2009	2010	2011	2012	2013	2014	2015	2016
Gross Written Premiums	\$103,817,841	\$101,351,037	\$110,582,681	\$107,525,986	\$109,243,799	\$114,608,530	\$114,583,422	\$169,961,032	\$189,077,051	\$184,573,131	\$156,700,475
Net Written Premiums	\$30,318,082	\$28,054,621	\$20,915,934	\$23,378,258	\$26,004,562	\$26,517,723	\$25,027,585	\$58,109,153	\$76,158,322	\$66,372,579	\$59,208,525
Net Claims Incurred	-\$4,536,129	\$336,126	\$5,250,640	\$944,814	-\$2,557,778	\$1,293,536	\$702,079	\$3,005,918	\$2,792,062	\$10,984,106	\$34,754,955



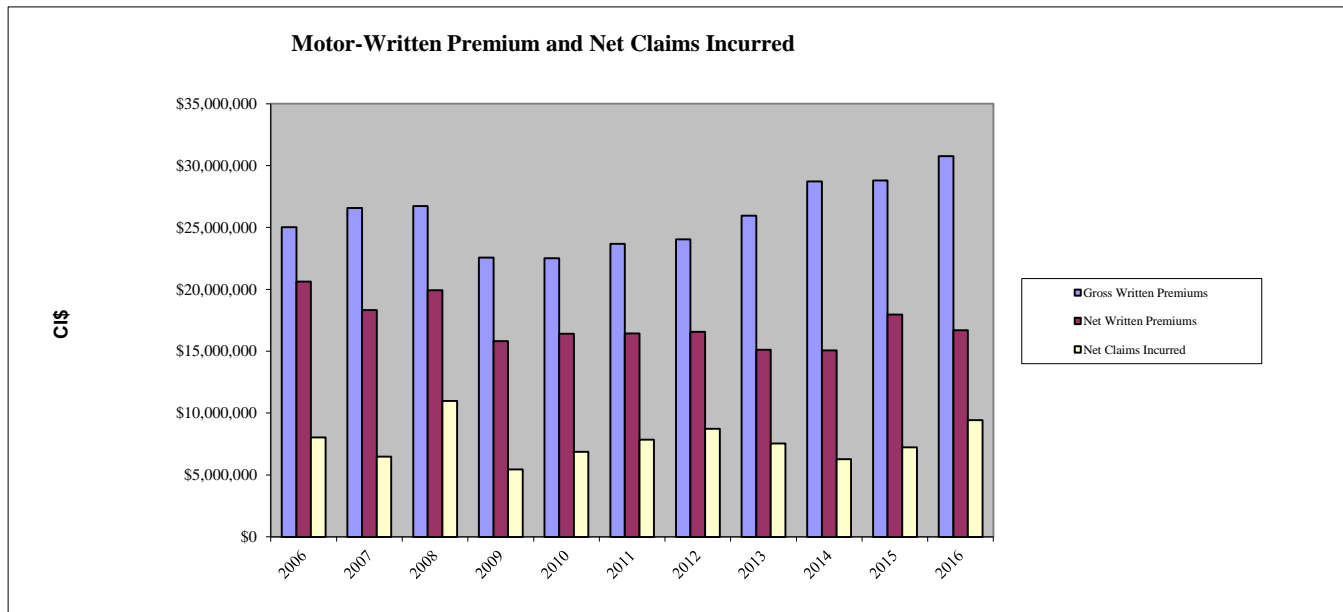


**CAYMAN ISLANDS  
MONETARY AUTHORITY**

**DOMESTIC INSURANCE COMPANIES - STATISTICS BY PRIMARY CLASS OF BUSINESS IN CI\$ (updated annually)**

**MOTOR STATISTICS 2006-2016**

	2006	2007	2008	2009	2010	2011	2012	2013	2014	2015	2016
Gross Written Premiums	\$25,030,587	\$26,584,360	\$26,721,960	\$22,553,349	\$22,512,619	\$23,677,702	\$24,029,364	\$25,956,367	\$28,713,190	\$28,806,197	\$30,775,232
Net Written Premiums	\$20,619,318	\$18,324,913	\$19,939,805	\$15,813,871	\$16,401,972	\$16,423,933	\$16,556,602	\$15,122,626	\$15,069,360	\$17,952,971	\$16,704,032
Net Claims Incurred	\$8,021,246	\$6,483,417	\$10,968,573	\$5,453,913	\$6,862,413	\$7,846,457	\$8,735,994	\$7,532,083	\$6,261,895	\$7,236,373	\$9,424,522



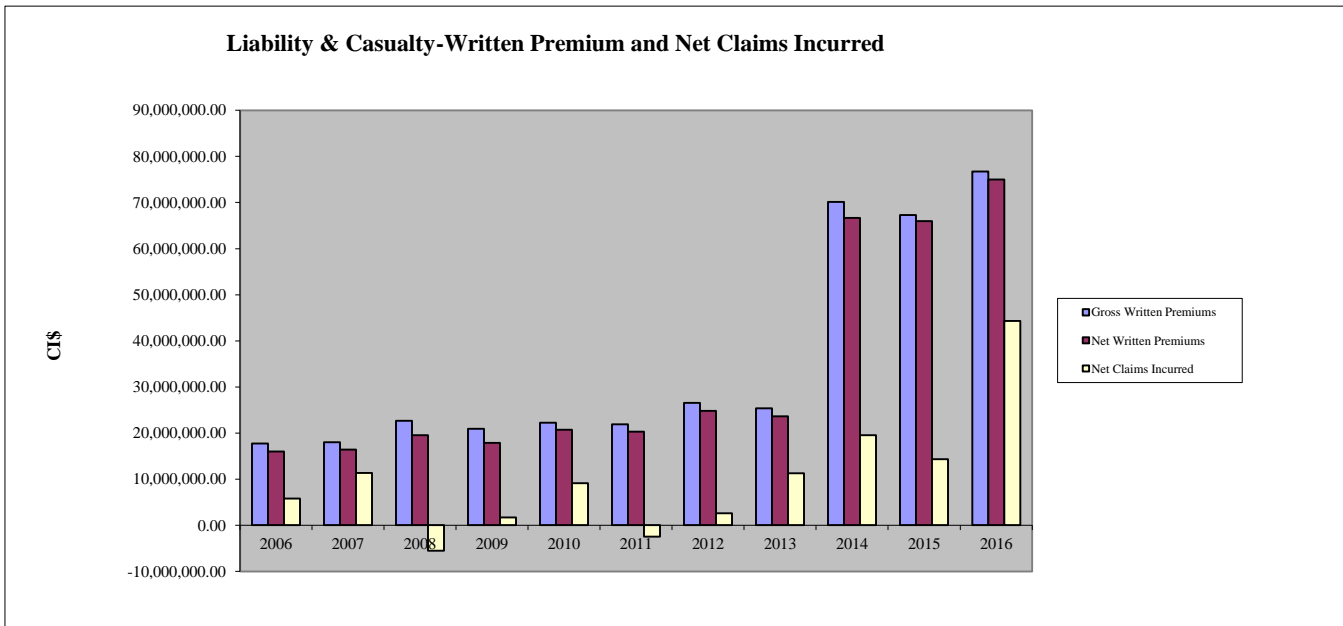


**CAYMAN ISLANDS  
MONETARY AUTHORITY**

**DOMESTIC INSURANCE COMPANIES - STATISTICS BY PRIMARY CLASS OF BUSINESS IN CI\$ (updated annually)**

**LIABILITY & CASUALTY STATISTICS 2006-2016**

	2006	2007	2008	2009	2010	2011	2012	2013	2014	2015	2016
Gross Written Premiums	\$17,730,369	\$18,039,518	\$22,660,079	\$20,892,651	\$22,273,549	\$21,884,989	\$26,561,527	\$25,349,281	\$70,127,567	\$67,261,810	\$76,763,111
Net Written Premiums	\$16,026,350	\$16,426,931	\$19,516,546	\$17,838,016	\$20,732,400	\$20,278,657	\$24,833,013	\$23,606,798	\$66,697,038	\$66,006,811	\$75,013,490
Net Claims Incurred	\$5,772,129	\$11,377,244	-\$5,517,236	\$1,728,212	\$9,127,885	-\$2,466,156	\$2,604,050	\$11,299,788	\$19,536,595	\$14,342,672	\$44,287,379



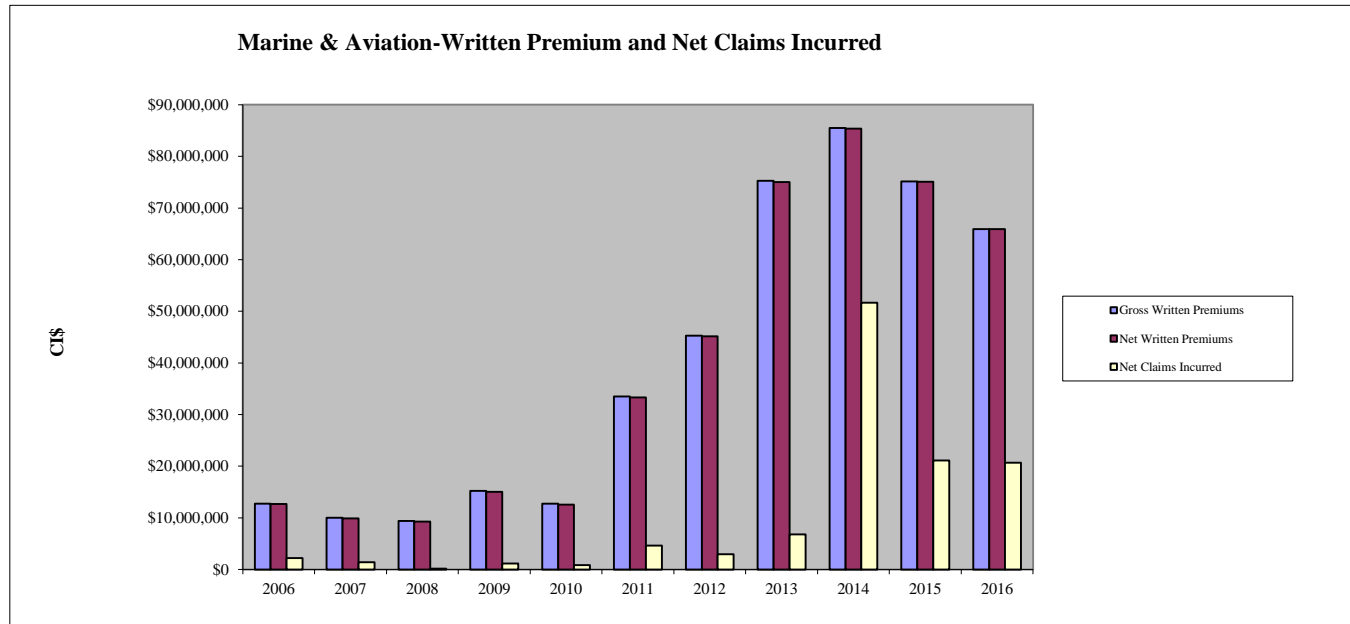


**CAYMAN ISLANDS  
MONETARY AUTHORITY**

**DOMESTIC INSURANCE COMPANIES - STATISTICS BY PRIMARY CLASS OF BUSINESS IN CI\$ (updated annually)**

**MARINE & AVIATION STATISTICS 2006-2016**

	2006	2007	2008	2009	2010	2011	2012	2013	2014	2015	2016
Gross Written Premiums	\$12,766,143	\$10,005,769	\$9,420,052	\$15,209,695	\$12,734,759	\$33,476,290	\$45,259,866	\$75,251,960	\$85,469,665	\$75,168,585	\$65,914,495
Net Written Premiums	\$12,692,131	\$9,858,872	\$9,289,322	\$15,060,649	\$12,552,969	\$33,284,848	\$45,168,017	\$75,047,904	\$85,366,403	\$75,092,336	\$65,914,495
Net Claims Incurred	\$2,180,056	\$1,399,760	\$165,532	\$1,136,316	\$840,404	\$4,627,473	\$2,942,257	\$6,813,909	\$51,636,801	\$21,105,414	\$20,698,889



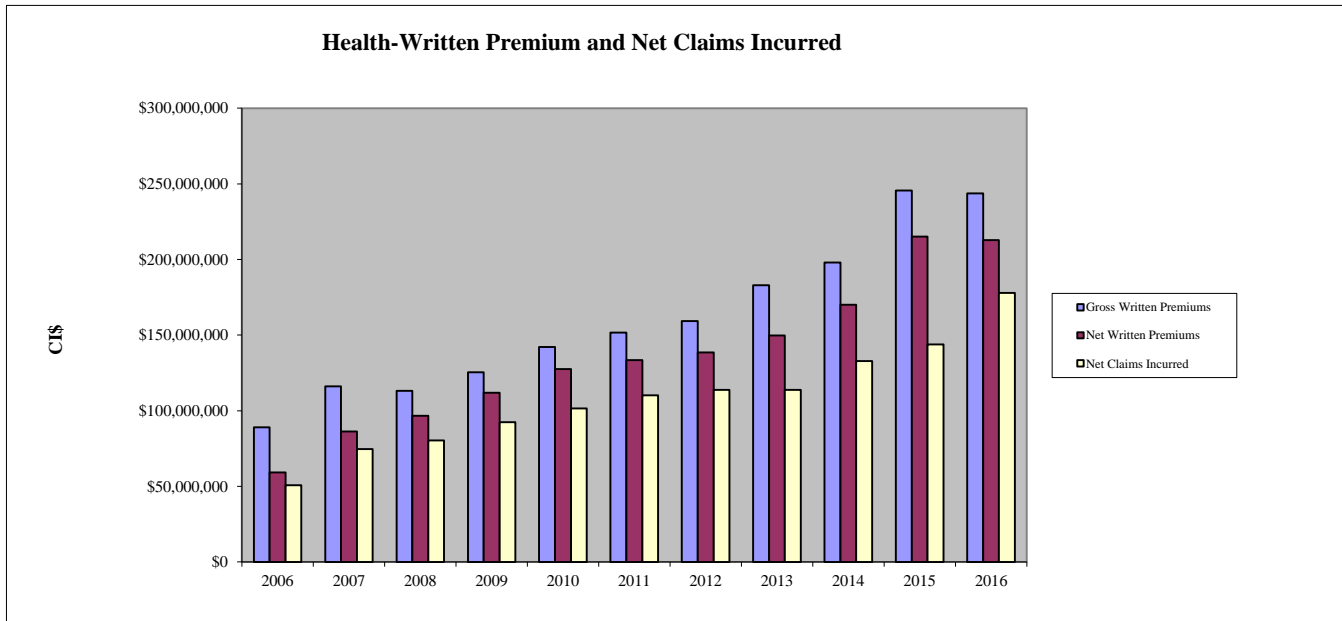


**CAYMAN ISLANDS  
MONETARY AUTHORITY**

**DOMESTIC INSURANCE COMPANIES - STATISTICS BY PRIMARY CLASS OF BUSINESS IN CI\$ (updated annually)**

**HEALTH STATISTICS 2006-2016**

	2006	2007	2008	2009	2010	2011	2012	2013	2014	2015	2016
Gross Written Premiums	\$88,930,149	\$116,063,037	\$113,196,109	\$125,340,813	\$142,108,961	\$151,591,794	\$159,194,963	\$182,865,873	\$198,048,827	\$245,668,728	\$243,731,577
Net Written Premiums	\$59,119,638	\$86,267,815	\$96,719,652	\$111,791,434	\$127,551,480	\$133,464,494	\$138,520,859	\$149,837,736	\$169,964,205	\$215,127,999	\$212,814,080
Net Claims Incurred	\$50,702,582	\$74,696,108	\$80,351,770	\$92,504,140	\$101,613,401	\$110,105,435	\$113,844,137	\$113,853,414	\$132,909,885	\$143,733,244	\$177,895,326



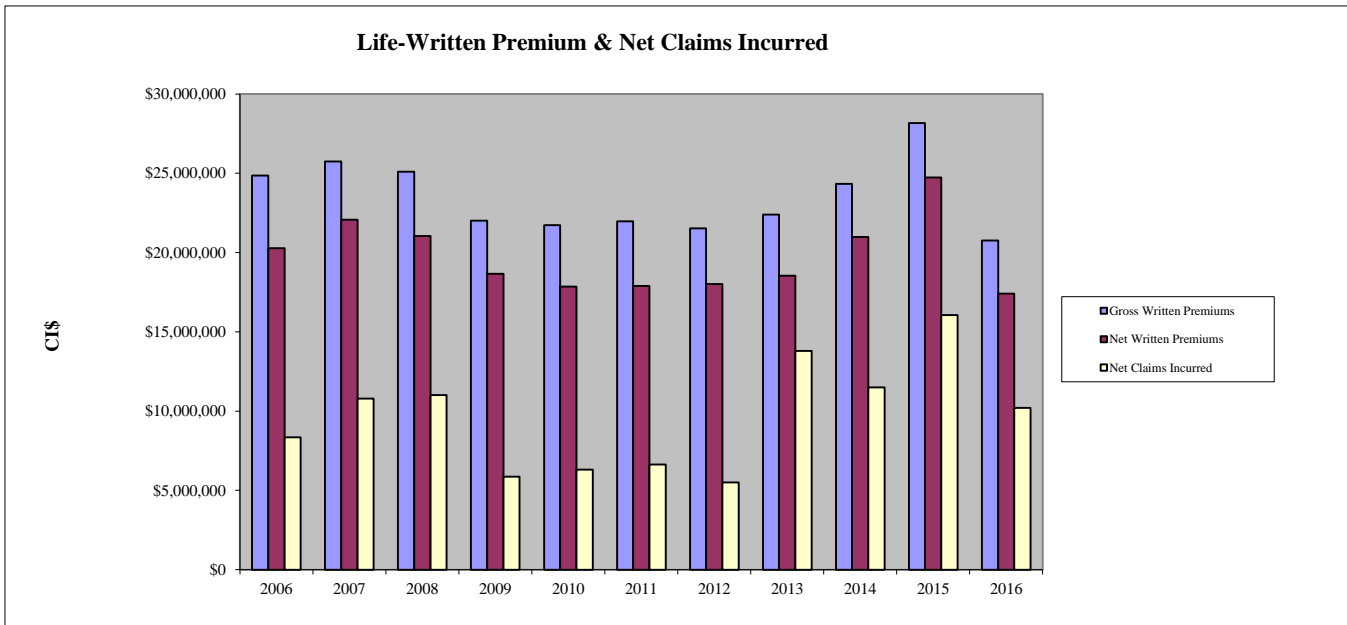


**CAYMAN ISLANDS  
MONETARY AUTHORITY**

**DOMESTIC INSURANCE COMPANIES - STATISTICS BY PRIMARY CLASS OF BUSINESS IN CI\$ (updated annually)**

**LIFE STATISTICS 2006-2016**

	2006	2007	2008	2009	2010	2011	2012	2013	2014	2015	2016
Gross Written Premiums	\$24,859,156	\$25,746,587	\$25,104,935	\$22,005,130	\$21,729,336	\$21,971,210	\$21,522,883	\$22,404,159	\$24,329,958	\$28,175,862	\$20,758,445
Net Written Premiums	\$20,282,483	\$22,070,468	\$21,037,879	\$18,655,584	\$17,854,681	\$17,903,671	\$18,017,801	\$18,532,381	\$20,984,660	\$24,736,915	\$17,401,740
Net Claims Incurred	\$8,348,179	\$10,792,038	\$11,021,454	\$5,866,346	\$6,308,840	\$6,633,936	\$5,504,988	\$13,802,111	\$11,488,207	\$16,052,154	\$10,212,133





**CAYMAN ISLANDS  
MONETARY AUTHORITY**

**DOMESTIC INSURANCE COMPANIES - STATISTICS BY PRIMARY CLASS OF BUSINESS IN CI\$ (updated annually)**

**ANNUITY & OTHER STATISTICS 2006-2016**

	2006	2007	2008	2009	2010	2011	2012	2013	2014	2015	2016
Gross Written Premiums	\$6,083,987	\$8,184,181	\$1,778,844	\$3,026,091	\$6,720,257	\$10,808,192	\$8,986,062	\$1,756,862	\$624,266	\$2,841,045	\$3,392,709
Net Written Premiums	\$3,449,781	\$5,668,990	\$1,729,631	\$3,022,609	\$3,693,890	\$6,334,564	\$1,764,086	\$1,040,996	\$615,248	\$2,791,010	\$3,145,316
Net Claims Incurred	\$594,478	-\$38,655	\$245,536	\$88,177	\$1,961,991	\$1,277,949	\$1,163,412	\$2,272,461	\$1,175,775	\$3,904,216	\$2,275,750

